

MONTHLY REPORT OF DISBURSEMENTS
For the Month of January 2020

Department : Department of National Defense
 Agency : Office of the Secretary-DND Proper
 Operating Unit :
 Organization Code (UACS) : 17 001 00 00000
 Fund Cluster : 01-101-

PARTICULARS	CURRENT YEAR BUDGET				PRIOR YEAR'S ACCOUNTS PAYABLE				CURRENT YEARS ACCOUNTS PAYABLE-CDNTG			TRUST LIABILITIES				GRAND TOTAL				REMARKS
	PS	MOOE	CO	TOTAL	PS	MOOE	CO	Sub-Total	MOOE	CO	Sub-Total	PS	MOOE	CO	TOTAL	PS	MOOE	CO	TOTAL	
1	2	3	5	6	7	8	10	11	13	15	16	19	20	21	22	23	24	26	27	28
				(2+3+4+5)				11=(7+8+9+10)			16=(12+13+14+15)				22=(19+20+21)				27=(23+24+25+26)	
CASH DISBURSEMENTS																				
Notice of Cash Allocation (NCA)																				
MDS Checks Issued	7,452,403.36	4,848,595.72	-	12,301,999.08	2,800,182.83	463,109.53	-	3,263,292.36								10,252,586.19	5,312,705.25	-	15,565,291.44	
Advice to Debit Account (LDDAP)	2,413,187.31	878,694.24	-	3,291,881.55	370,586.01	13,773,238.99	-	14,144,825.00								2,784,773.32	14,651,933.23	-	17,436,706.55	
Notice of Transfer Allocation (NTA)																				
MDS Checks Issued																				
Advice to Debit Account (LDDAP)																				
Working Fund for FAPs																				
Cash Disbursement Ceiling (CDC)																				
TOTAL CASH DISBURSEMENTS	9,865,590.67	5,728,289.96	-	15,593,880.63	3,170,768.84	14,236,348.52	-	17,408,117.36	-	-	-	-	-	-	-	13,037,359.51	19,964,638.48	-	33,001,997.99	
NON-CASH DISBURSEMENTS																				
Tax Remittance Advice Issued (TRA)	1,534,456.13	38,166.09	-	1,572,622.22	-	763,746.12	-	763,746.12								1,534,456.13	801,912.21	-	2,336,368.34	
Non-Cash Availment Authority (NCAA)																				
Disbursements effected through outright deductions from claims (pls specify....)																				
Overpayment of expenses (e.g personnel benefits)																				
Restitution for loss of government property																				
Liquidated damages and similar claims																				
Others (TEF, BTr Documentary Stamp Tax, etc.)																				
TOTAL NON-CASH DISBURSEMENTS	1,534,456.13	38,166.09	-	1,572,622.22	-	763,746.12	-	763,746.12	-	-	-	-	-	-	-	1,534,456.13	801,912.21	-	2,336,368.34	
GRAND TOTAL	11,400,046.80	5,766,456.05	-	17,166,502.85	3,170,768.84	15,000,094.64	-	18,171,863.48	-	-	-	-	-	-	-	14,571,815.64	20,766,550.69	-	35,338,366.33	

SUMMARY:


	Previous mos.	This Month	As of Date
Total Disbursements Authority Received			
NCA	-	33,042,000.00	33,042,000.00
TRA	-	2,336,368.34	2,336,368.34
Total Disbursements Authorities Available	-	35,378,368.34	35,378,368.34
Less:			
Lapsed NCA	-	-	-
Disbursements **	-	35,338,366.33	35,338,366.33
Add/Less: Adjustments (e.g., cancelled/staled checks)	-	-	-
Balance of Disbursement Authorities as at date	-	40,002.01	40,002.01


Total Disbursements-Program
 Less : Actual Disbursement
 (Over) / Under Spending


	Previous Mos.	This Mo.	As of Date
	-	35,378,368.34	35,378,368.34
	-	35,338,366.33	35,338,366.33
	-	40,002.01	40,002.01

Notes: * The use of NTA is discouraged
 ** Amounts should tally with the grand total disbursements (column 27).

Certified Correct:


 LETICIA C. OBNIMAGA
 Agency Chief Accountant
 Date: _____


 CHRISTINE JUNE P. CARIÑO
 Director, OASFM
 Date: _____


 JCS VERZA JR
 Assistant Secretary for Financial Management
 Date: _____