

SUMMARY OF APPROPRIATIONS, ALLOTMENTS, OBLIGATIONS AND BALANCES BY OBJECT OF EXPENDITURES  
As of the Quarter Ending September 30, 2019

Authorization: 01 - Current Year Appropriations  
Report Status: SUBMITTED

Department: Department of National Defense (DND)  
Agency: Office of the Secretary - Proper  
Operating Unit: N/A  
Organization Code (UACS): 17001000000  
Fund Cluster: 01 - Regular Agency Fund

Particulars	Appropriations					Allotments			Current Year Obligations					Current Year Disbursements					Balances					
	UACS CODE	Authorized Appropriation	Adjustments (Transfer To/From Realignment)	Adjusted Appropriations	Allotments Received	Adjustments (Withdrawal, Realignment)	Transfer To	Transfer From	Adjusted Total Allotments	1st Quarter Ending March 31	2nd Quarter Ending March 31	3rd Quarter Ending March 31	4th Quarter Ending March 31	Total	1st Quarter Ending March 31	2nd Quarter Ending March 31	3rd Quarter Ending March 31	4th Quarter Ending March 31	Total	Unreleased Appropriations	Unobligated Allotment	Unpaid Obligations (15-20) = (23+24)		
				5=(3+4)	6	7	8	9	10=((6+(-7)-8)+9)	11	12	13	14	15= (11+12+13+14)	16	17	18	19	20= (16+17+18+19)	21=(5-10)	22=(10-15)	23	24	
<b>I. Agency Specific Budget</b>																								
<b>Specific Budgets of National Government Agencies</b>																								
Personnel Services	5 01 00 000 00	172,469,000.00	-	172,469,000.00	169,647,000.00	-	-	-	169,647,000.00	34,316,717.06	55,446,937.58	38,679,582.29	-	128,437,236.93	34,261,216.16	53,170,151.95	40,195,925.08	-	127,627,293.19	2,822,000.00	41,209,763.07	-	-	809,943.74
Salaries and Wages	5 01 00 000 00	129,050,000.00	-	129,050,000.00	129,050,000.00	-	-	-	129,050,000.00	31,032,654.31	39,113,346.50	35,229,721.04	-	105,375,721.85	30,987,704.23	37,002,242.60	36,842,746.84	-	104,832,693.67	-	23,674,278.15	-	-	543,028.18
Basic Salary - Civilian	5 01 00 000 01	129,050,000.00	-	129,050,000.00	129,050,000.00	-	-	-	129,050,000.00	31,032,654.31	39,113,346.50	35,229,721.04	-	105,375,721.85	30,987,704.23	37,002,242.60	36,842,746.84	-	104,832,693.67	-	23,674,278.15	-	-	543,028.18
Other Compensation	5 01 02 000 00	38,591,000.00	-	38,591,000.00	38,591,000.00	-	-	-	38,591,000.00	2,851,295.50	15,883,148.00	2,894,420.04	-	21,628,863.54	2,842,295.50	15,871,329.82	2,818,107.22	-	21,531,732.54	-	16,952,136.46	-	-	97,131.00
PERA - Civilian	5 01 02 010 01	5,784,000.00	-	5,784,000.00	5,784,000.00	-	-	-	5,784,000.00	1,528,545.50	1,520,000.00	1,517,234.24	-	4,565,779.74	1,528,545.50	1,519,181.82	1,518,052.42	-	4,565,779.74	-	1,218,230.26	-	-	-
Representation Allowance (RA)	5 01 02 020 00	3,354,000.00	-	3,354,000.00	3,354,000.00	-	-	-	3,354,000.00	1,023,250.00	1,027,500.00	990,000.00	-	3,040,750.00	1,014,250.00	1,016,500.00	990,000.00	-	3,020,750.00	-	313,250.00	-	-	20,000.00
Transportation Allowance (TA)	5 01 02 030 01	3,354,000.00	-	3,354,000.00	3,354,000.00	-	-	-	3,354,000.00	299,500.00	317,000.00	297,000.00	-	913,500.00	299,500.00	317,000.00	297,000.00	-	913,500.00	-	2,440,500.00	-	-	-
Clothing/Uniform Allowance-Civilian	5 01 02 040 01	1,446,000.00	-	1,446,000.00	1,446,000.00	-	-	-	1,446,000.00	-	1,440,000.00	-	-	1,440,000.00	-	1,440,000.00	-	-	1,440,000.00	-	6,000.00	-	-	-
Bonus - Civilian	5 01 02 140 01	10,754,000.00	-	10,754,000.00	10,754,000.00	-	-	-	10,754,000.00	-	-	-	-	10,754,000.00	-	-	-	-	10,754,000.00	-	-	-	-	-
Cash Gift - Civilian	5 01 02 150 01	1,205,000.00	-	1,205,000.00	1,205,000.00	-	-	-	1,205,000.00	-	824,648.00	79,185.80	-	903,833.80	-	824,648.00	10,054.80	-	834,702.80	-	9,850,166.20	-	-	69,133.00
Productivity Enhancement Incentive - Civilian	5 01 02 080 01	1,205,000.00	-	1,205,000.00	1,205,000.00	-	-	-	1,205,000.00	-	-	-	-	11,000.00	-	-	-	-	3,000.00	-	1,194,000.00	-	-	8,000.00
Anniversary Bonus - Civilian		735,000.00	-	735,000.00	735,000.00	-	-	-	735,000.00	-	-	-	-	-	-	-	-	-	-	-	735,000.00	-	-	-
Mid-Year Bonus - Civilian	5010299036	10,754,000.00	-	10,754,000.00	10,754,000.00	-	-	-	10,754,000.00	-	10,754,000.00	-	-	10,754,000.00	-	10,754,000.00	-	-	10,754,000.00	-	-	-	-	-
Personnel Benefit Contribution		1,683,000.00	-	1,683,000.00	1,683,000.00	-	-	-	1,683,000.00	432,767.25	417,516.57	469,263.77	-	1,319,547.59	431,216.43	270,910.81	493,816.17	-	1,195,943.41	-	363,452.41	-	-	123,604.18
Pay-IBIG - Civilian	5 01 03 020 01	289,000.00	-	289,000.00	289,000.00	-	-	-	289,000.00	75,700.00	75,700.00	75,200.00	-	226,600.00	75,500.00	75,300.00	51,000.00	-	201,800.00	-	62,400.00	-	-	24,800.00
PhilHealth - Civilian	5 01 03 030 01	1,105,000.00	-	1,105,000.00	1,105,000.00	-	-	-	1,105,000.00	282,167.25	289,516.57	295,563.77	-	867,347.59	281,116.43	195,310.81	295,716.17	-	772,143.41	-	237,652.41	-	-	95,204.18
ECIP - Civilian	5 01 03 040 01	289,000.00	-	289,000.00	289,000.00	-	-	-	289,000.00	74,900.00	52,200.00	98,500.00	-	225,600.00	74,600.00	300.00	147,100.00	-	222,000.00	-	63,400.00	-	-	3,600.00
Other Personnel Benefits	5 01 04 000 01	3,145,000.00	-	3,145,000.00	3,233,000.00	-	-	-	3,233,000.00	-	32,926.51	80,177.44	-	113,103.95	-	25,668.72	41,254.85	-	66,923.57	2,822,000.00	209,896.05	-	-	46,180.38
Retirement Gratuity-Civilian	5 01 04 020 01	2,532,000.00	-	2,532,000.00	-	-	-	-	-	-	-	-	-	-	-	-	-	-	-	2,532,000.00	-	-	-	-
Terminal Leave Benefits - Civilian	5 01 04 030 01	290,000.00	-	290,000.00	-	-	-	-	-	-	-	-	-	-	-	-	-	-	-	290,000.00	-	-	-	-
Lump-sum for Step Increments - Length of Service	5 01 04 990 10	323,000.00	-	323,000.00	323,000.00	-	-	-	323,000.00	-	32,926.51	80,177.44	-	113,103.95	-	25,668.72	41,254.85	-	66,923.57	-	209,896.05	-	-	46,180.38
Other Personnel Benefits	5 01 04 990 99	-	-	-	-	-	-	-	-	-	-	-	-	-	-	-	-	-	-	-	-	-	-	-
Maintenance and Other Operating Expenses		292,987,000.00	-	292,987,000.00	292,987,000.00	-	2,498,301.20	(2,498,301.20)	292,987,000.00	51,766,624.64	74,087,859.10	64,493,483.42	-	190,348,067.16	40,133,056.01	60,509,968.74	61,939,360.31	-	162,582,386.06	-	102,638,932.84	-	-	27,765,882.10
Traveling Expenses	5 02 01 000 00	25,850,000.00	1,500,000.00	27,350,000.00	25,850,000.00	-	1,500,000.00	-	27,350,000.00	8,308,895.32	8,640,765.66	5,833,897.37	-	22,783,558.35	7,484,617.66	8,694,000.72	5,478,295.78	-	21,656,914.16	-	4,566,641.65	-	-	1,126,444.19
Traveling Expenses-Local	5 02 01 010 00	6,850,000.00	-	6,850,000.00	6,850,000.00	-	-	-	6,850,000.00	506,524.38	941,973.47	1,004,629.32	-	2,453,127.17	240,335.80	803,377.81	953,414.68	-	1,997,028.29	-	4,396,872.83	-	-	456,098.88
Traveling Expenses-Foreign	5 02 01 020 00	19,000,000.00	1,500,000.00	20,500,000.00	19,000,000.00	-	1,500,000.00	-	20,500,000.00	7,802,170.94	7,698,792.19	4,829,268.05	-	20,330,231.18	7,244,381.86	7,890,622.91	4,524,881.10	-	19,659,885.87	-	169,768.82	-	-	670,345.31
Training and Scholarship Expenses	5 02 02 000 00	16,500,000.00	-	16,500,000.00	16,500,000.00	-	-	-	16,500,000.00	884,554.19	4,898,786.64	4,577,422.33	-	10,360,763.16	708,504.19	4,819,548.64	4,543,485.58	-	10,069,538.41	-	6,139,236.84	-	-	291,224.75
ICT Training Expenses	5 02 02 010 01	1,000,000.00	-	1,000,000.00	1,000,000.00	-	-	-	1,000,000.00	-	395,460.50	-	-	395,460.50	-	361,860.50	-	-	361,860.50	-	604,539.50	-	-	33,600.00
Training Expenses	5 02 02 010 02	15,500,000.00	-	15,500,000.00	15,500,000.00	-	-	-	15,500,000.00	884,554.19	4,898,786.64	4,181,961.83	-	9,965,302.66	706,504.19	4,819,548.64	4,181,625.08	-	9,707,677.91	-	5,534,697.34	-	-	257,624.75
Supplies and Materials Expenses	5 02 03 000 00	51,854,000.00	-	51,854,000.00	51,854,000.00	-	(289,275.75)	289,275.75	51,854,000.00	7,343,719.58	13,430,781.48	9,876,310.85	-	30,650,811.91	6,601,180.13	8,285,564.55	9,410,896.22	-	24,297,640.90	-	21,203,188.09	-	-	6,393,171.01
Office Supplies Expenses	5 02 03 010 02	13,538,000.00	(289,275.75)	13,248,724.25	13,538,000.00	-	(289,275.75)	289,275.75	13,248,724.25	1,035,519.88	3,919,418.00	754,396.50	-	5,709,334.38	386,717.50	478,405.00	3,888,982.85	-	4,754,105.35	-	7,539,389.87	-	-	955,229.03
Drugs and Medicines Expenses	5 02 03 070 00	2,220,000.00	-	2,220,000.00	2,220,000.00	-	-	-	2,220,000.00	-	9,750.00	6,800.00	-	16,550.00	-	9,750.00	-	-	9,750.00	-	2,203,450.00	-	-	6,800.00
Medical, Dental Lab Supplies Exp	5 02 03 080 00	900,000.00	-	900,000.00	900,000.00	-	-	-	900,000.00	-	-	-	-	-	-	-	-	-	-	-	900,000.00	-	-	-
Fuel, Oil and Lubricants Exp	5 02 03 090 00	27,010,000.00	-	27,010,000.00	27,010,000.00	-	-	-	27,010,000.00	5,798,730.16	7,024,132.95	7,129,797.83	-	19,950,660.94	5,798,730.16	7,024,132.95	4,739,501.88	-	17,560,364.99	-	7,059,339.06	-	-	2,390,295.95
Textbooks & Instructional Materials Exp	5 02 03 110 01	-	2,864.60	2,864.60	-	-	-	2,864.60	2,864.60	1,175.00	912.00	777.60	-	2,864.60	-	2,087.00	777.60	-	2,864.60	-	-	-	-	-
Military and Police Supplies Exp	5 02 03 120 00	104,000.00	-	104,000.00	104,000.00	-	-	-	104,000.00	12,240.00	39,100.00	35,420.00	-	86,760.00	12,240.00	39,100.00	20,420.00	-	71,760.00	-	17,240.00	-	-	15,000.00
Machinery (Semi-Expendable)	5 02 03 210 01	-	119,414.15	119,414.15	-	-	119,414.15	119,414.15	119,414.15	16,773.82	51,518.32	48,939.01	-	117,231.15	11,429.25	56,862.89	48,939.01	-	117,231.15	-	2,183.00	-	-	-
Semi-Expendable-Office Equipment	5 02 03 210 02	500,000.00	81,267.00	581,2																				




SUMMARY OF APPROPRIATIONS, ALLOTMENTS, OBLIGATIONS AND BALANCES BY OBJECT OF EXPENDITURES  
As of the Quarter Ending September 30, 2019

Department: Department of National Defense (DND)  
Agency: Office of the Secretary - Proper  
Operating Unit: N/A  
Organization Code (UACS): 170010000000  
Fund Cluster: 01 - Regular Agency Fund

Authorization: 01 - Current Year Appropriations  
Report Status: SUBMITTED

Particulars	UACS CODE	Appropriations			Allotments			Current Year Obligations					Current Year Disbursements					Balances																																											
		Authorized Appropriation	Adjustments (Transfer To/From Realignment)	Adjusted Appropriations	Allotments Received	Adjustments (Withdrawal, Realignment)	Transfer To	Transfer From	Adjusted Total Allotments	1st Quarter Ending March 31	2nd Quarter Ending March 31	3rd Quarter Ending March 31	4th Quarter Ending March 31	Total	1st Quarter Ending March 31	2nd Quarter Ending March 31	3rd Quarter Ending March 31	4th Quarter Ending March 31	Total	Unreleased Appropriations	Unobligated Allotment	Unpaid Obligations (15-20) = (23+24)																																							
1	2	3	4	5=(3+4)	6	7	8	9	10=([6+]-[7]-[8+9])	11	12	13	14	15=([11+12+13+14])	16	17	18	19	20=([16+17+18+19])	21=(5-10)	22=(10-15)	23	24																																						
<b>II. Capital Outlays</b>				12,279,000.00		12,279,000.00																																																							
ICT Equipment		2,609,000.00		2,609,000.00		2,609,000.00								2,609,000.00																																															
Printing Equipment		120,000.00		120,000.00		120,000.00								120,000.00																																															
ICT Software	5060406015	250,000.00		250,000.00		250,000.00								250,000.00																																															
Motor Vehicle	5060405001	9,300,000.00		9,300,000.00		9,300,000.00								9,300,000.00																																															
<b>III. Automatic Appropriations</b>																																																													
<b>Retirement and Life Insurance Premiums</b>				15,486,000.00		15,486,000.00																																																							
Personnel Services	1104102	15,486,000.00		15,486,000.00		15,486,000.00								15,486,000.00																																															
Personnel Benefit Contributions	5010300000	15,486,000.00		15,486,000.00		15,486,000.00								15,486,000.00																																															
Retirement and Life Insurance Premiums	5010301000	15,486,000.00		15,486,000.00		15,486,000.00								15,486,000.00																																															
<b>III. Locally Funded Projects</b>																																																													
<b>E-CIP TEBL</b>				48,766,000.00		48,766,000.00																																																							
Maintenance and Other Operating Expenses		36,886,000.00		36,886,000.00		36,886,000.00								36,886,000.00																																															
Traveling Expenses - Local	5 02 01 010 00	2,000,000.00	670,000.00	2,670,000.00		2,000,000.00		670,000.00						2,670,000.00																																															
Training Expenses	5 02 02 010 02	20,000,000.00		20,000,000.00		20,000,000.00								20,000,000.00																																															
Office Supplies Exp	5 02 03 010 00		100,000.00	100,000.00				100,000.00						100,000.00																																															
Other Supplies Exp	5 02 03 990 00	3,500,000.00	(3,100,000.00)	400,000.00		3,500,000.00								400,000.00																																															
Fuel, Oil & Lubricants Exp	5 02 03 900 00		990,000.00	990,000.00				990,000.00						990,000.00																																															
Telephone Exp - Mobile	5 02 05 020 01		400,000.00	400,000.00				400,000.00						400,000.00																																															
Postage & Courier Services	5 02 05 010 00	400,000.00	(400,000.00)			400,000.00																																																							
Confidential Exp	5 02 10 010 00	5,042,000.00		5,042,000.00		5,042,000.00								5,042,000.00																																															
Other Professional Services	5 02 11 990 00	1,848,000.00		1,848,000.00		1,848,000.00								1,848,000.00																																															
Office Buildings	5 02 13 040 01	250,000.00	(250,000.00)			250,000.00																																																							
Fidelity Bond Premiums	5 02 15 020 00	50,000.00		50,000.00		50,000.00								50,000.00																																															
Representation Exp	5 02 99 030 00	3,500,000.00	253,600.00	3,753,600.00		3,500,000.00		253,600.00						3,753,600.00																																															
Rents - Buildings & Structures	5 02 99 050 04	296,000.00	(296,000.00)			296,000.00																																																							
Rents - Motor Vehicle	5 02 99 050 04	11,880,000.00	1,632,400.00	13,512,400.00		11,880,000.00		1,632,400.00						13,512,400.00																																															
Capital Outlays		2,200,000.00		2,200,000.00		2,200,000.00								2,200,000.00																																															
CO-Other Machinery & Equipment	5 06 04 050 99	2,200,000.00		2,200,000.00		2,200,000.00								2,200,000.00																																															
CO-Motor Vehicles	5 06 04 050 01	9,180,000.00		9,180,000.00		9,180,000.00								9,180,000.00																																															
CO-Furniture & Fixture	5 06 04 070 01	500,000.00		500,000.00		500,000.00								500,000.00																																															
<b>IV. Special Purpose Fund</b>																																																													
<b>Pension and Gratuity Fund</b>				382,548.00		382,548.00																																																							
Monetization of Leave Credit	1101407	59,480.00		59,480.00		59,480.00								59,480.00																																															
Terminal Leave Benefits	5010403001	323,068.00		323,068.00		323,068.00								323,068.00																																															
<b>GRAND TOTAL</b>																									541,987,000.00		542,369,548.00				6,544,301.20				538,547,548.00			89,547,497.71		140,796,440.03		131,070,134.50			361,414,072.24		77,806,136.78		116,602,410.35		135,925,277.81		330,333,824.94		3,822,000.00		177,133,475.76				31,080,247.50

Certified Correct:

  
FRANCIS E. EMIELYNN E.  
Agency Budget Officer

Date: 09 October 2019

Certified Correct:

  
OBNIMAGA, LETICIA C.  
Agency Chief Accountant

Date: 09 October 2019

Recommended By:

  
CARIÑO, CHRISTINE JUNE P.  
Director, FMS

Date: 09 October 2019

Approved By:

  
BAVERZA, JOSUE S.  
Head of Agency or Authorized Representative

Date: 09 October 2019

SUMMARY OF APPROPRIATIONS, ALLOTMENTS, OBLIGATIONS AND BALANCES BY OBJECT OF EXPENDITURES  
As of the Quarter Ending September 30, 2019

Department: Department of National Defense (DND)  
Agency: Office of the Secretary - Proper  
Operating Unit: N/A  
Organization Code (UACS): 170010000000  
Fund Cluster: 01 - Regular Agency Fund

Authorization: 01 - Continuing Appropriations  
Report Status: SUBMITTED


Particulars	UACS CODE	Appropriations			Allotments			Current Year Obligations					Current Year Disbursements					Balances					
		Authorized Appropriation	Adjustments (Transfer To/From Realignment)	Adjusted Appropriations	Allotments Received	Adjustments (Withdrawal, Realignment)	Transfer To	Transfer From	Adjusted Total Allotments	1st Quarter Ending March 31	2nd Quarter Ending March 31	3rd Quarter Ending March 31	4th Quarter Ending March 31	Total	1st Quarter Ending March 31	2nd Quarter Ending March 31	3rd Quarter Ending March 31	4th Quarter Ending March 31	Total	Unreleased Appropriations	Unobligated Allotment	Unpaid Obligations (15-20) = (23+24)	
		3	4	5=(3+4)	6	7	8	9	10=(6+(-7)+8+9)	11	12	13	14	15= (11+12+13+14)	16	17	18	19	20= (16+17+18+19)	21=(5-10)	22=(10-15)	23	24
<b>I. Agency Specific Budget</b>																							
<b>Specific Budgets of National Government Agencies</b>																							
Maintenance and Other Operating Expenses		7,547,167.98	-	-	7,547,167.98	-	-	-	7,547,167.98	5,479,699.95	2,067,390.97	-	-	7,547,090.92	4,672,842.71	1,930,980.26	593,273.86	-	7,197,096.83	-	77.06	-	349,994.09
Traveling Expenses	5 02 01 000 00	476,437.94	-	-	476,437.94	-	-	-	476,437.94	444,291.26	32,146.68	-	-	476,437.94	283,977.59	36,005.79	25,165.00	-	345,148.38	-	-	-	131,289.56
Traveling Expenses - Local	5 02 01 010 00	248,270.20	-	-	248,270.20	-	-	-	248,270.20	216,123.52	32,146.68	-	-	248,270.20	64,517.72	27,297.92	25,165.00	-	116,980.64	-	-	-	131,289.56
Traveling Expenses - Foreign	5 02 01 020 00	228,167.74	-	-	228,167.74	-	-	-	228,167.74	228,167.74	-	-	-	219,459.87	8,707.87	-	-	-	228,167.74	-	-	-	-
Training and Scholarship Expenses	5 02 02 000 00	26,800.00	-	-	26,800.00	-	-	-	26,800.00	25,000.00	1,800.00	-	-	26,800.00	25,000.00	-	-	-	25,000.00	-	-	-	1,800.00
ICT Training Expenses	5 02 02 010 01	-	-	-	-	-	-	-	-	-	-	-	-	-	-	-	-	-	-	-	-	-	-
Training Expenses	5 02 02 010 02	26,800.00	-	-	26,800.00	-	-	-	26,800.00	25,000.00	1,800.00	-	-	26,800.00	25,000.00	-	-	-	25,000.00	-	-	-	1,800.00
Supplies and Materials Expenses	5 02 03 000 00	2,572,700.28	-	-	2,572,700.28	-	-	-	2,572,700.28	2,305,200.28	267,500.00	-	-	2,572,700.28	2,305,200.28	157,500.00	110,000.00	-	2,572,700.28	-	-	-	-
Fuel, Oil and Lubricants Exp	5 02 03 050 00	2,281,000.28	-	-	2,281,000.28	-	-	-	2,281,000.28	2,281,000.28	-	-	-	2,281,000.28	2,281,000.28	-	-	-	2,281,000.28	-	-	-	-
Other Supplies Exp	5 02 03 990 00	291,700.00	-	-	291,700.00	-	-	-	291,700.00	24,200.00	267,500.00	-	-	291,700.00	24,200.00	157,500.00	110,000.00	-	291,700.00	-	-	-	-
Utility Exp	5 02 04 000 00	6,564.85	-	-	6,564.85	-	-	-	6,564.85	6,564.85	-	-	-	6,564.85	6,564.85	-	-	-	6,564.85	-	-	-	-
Water Exp	5 02 04 010 00	1,208.24	-	-	1,208.24	-	-	-	1,208.24	1,208.24	-	-	-	1,208.24	1,208.24	-	-	-	1,208.24	-	-	-	-
Electricity Exp	5 02 04 020 00	5,356.61	-	-	5,356.61	-	-	-	5,356.61	5,356.61	-	-	-	5,356.61	5,356.61	-	-	-	5,356.61	-	-	-	-
Communication Exp	5 02 05 000 00	2,585,561.65	-	-	2,585,561.65	-	-	-	2,585,561.65	1,686,898.56	898,663.09	-	-	2,585,561.65	1,114,027.99	1,015,757.29	438,108.86	-	2,567,894.14	-	-	-	17,667.51
Telephone Exp - Mobile	5 02 05 020 01	660,620.72	-	-	660,620.72	-	-	-	660,620.72	572,870.57	87,750.15	-	-	660,620.72	204,844.35	438,108.86	-	-	642,953.21	-	-	-	17,667.51
Telephone Exp - Landline	5 02 05 020 02	123,198.93	-	-	123,198.93	-	-	-	123,198.93	82,534.94	40,663.99	-	-	123,198.93	82,534.94	40,663.99	-	-	123,198.93	-	-	-	-
Internet Exp	5 02 05 030 00	1,801,742.00	-	-	1,801,742.00	-	-	-	1,801,742.00	1,091,493.05	770,248.95	-	-	1,801,742.00	1,031,493.05	770,248.95	-	-	1,801,742.00	-	-	-	-
Professional Services	5 02 11 000 00	220,000.00	-	-	220,000.00	-	-	-	220,000.00	100,000.00	120,000.00	-	-	220,000.00	100,000.00	-	-	-	100,000.00	-	-	-	120,000.00
Consultancy Services	5 02 11 030 02	100,000.00	-	-	100,000.00	-	-	-	100,000.00	100,000.00	-	-	-	100,000.00	100,000.00	-	-	-	100,000.00	-	-	-	-
Other Professional Services	5 02 11 990 00	120,000.00	-	-	120,000.00	-	-	-	120,000.00	-	120,000.00	-	-	120,000.00	-	-	-	-	-	-	-	-	120,000.00
General Services	5 02 12 000 00	94,175.10	-	-	94,175.10	-	-	-	94,175.10	94,175.10	-	-	-	94,175.10	94,175.10	-	-	-	94,175.10	-	-	-	-
Other General Services	5 02 12 990 00	94,175.10	-	-	94,175.10	-	-	-	94,175.10	94,175.10	-	-	-	94,175.10	94,175.10	-	-	-	94,175.10	-	-	-	-
Other Maintenance and Operating Exp	5 02 99 000 00	1,564,928.16	-	-	1,564,928.16	-	-	-	1,564,928.16	817,569.90	747,281.20	-	-	1,564,851.10	743,896.90	721,717.18	20,000.00	-	1,485,614.08	77.06	-	-	79,237.02
Printing and Publication Exp	5 02 99 020 00	56,000.00	-	-	56,000.00	-	-	-	56,000.00	-	56,000.00	-	-	56,000.00	-	-	-	-	-	-	-	-	56,000.00
Representation Exp	5 02 99 030 00	809,652.26	-	-	809,652.26	-	-	-	809,652.26	339,094.00	470,481.20	-	-	809,575.20	301,421.00	464,917.18	20,000.00	-	786,338.18	77.06	-	-	23,237.02
Rents - Motor Vehicles	5 02 99 050 03	256,800.00	-	-	256,800.00	-	-	-	256,800.00	36,000.00	220,800.00	-	-	256,800.00	-	256,800.00	-	-	256,800.00	-	-	-	-
Rents - Equipment	5 02 99 050 04	432,475.90	-	-	432,475.90	-	-	-	432,475.90	432,475.90	-	-	-	432,475.90	432,475.90	-	-	-	432,475.90	-	-	-	-
Other Maintenance & Operating Exp	5 02 99 990 99	10,000.00	-	-	10,000.00	-	-	-	10,000.00	10,000.00	-	-	-	10,000.00	10,000.00	-	-	-	10,000.00	-	-	-	-
<b>II. Special Purpose Fund</b>																							
<b>NDRMMF</b>																							
		3,283,547.20	-	-	3,283,547.20	-	-	-	3,283,547.20	653,564.64	364,111.32	-	-	1,017,675.96	643,755.72	373,920.24	-	-	1,017,675.96	-	-	-	-
		3,283,547.20	-	-	3,283,547.20	-	-	-	3,283,547.20	653,564.64	364,111.32	-	-	1,017,675.96	643,755.72	373,920.24	-	-	1,017,675.96	2,265,871.24	-	-	-
<b>GRAND TOTAL</b>		<b>10,830,715.18</b>	<b>-</b>	<b>-</b>	<b>10,830,715.18</b>	<b>-</b>	<b>-</b>	<b>-</b>	<b>10,830,715.18</b>	<b>6,133,264.59</b>	<b>2,431,502.29</b>	<b>-</b>	<b>-</b>	<b>8,564,766.88</b>	<b>5,316,598.43</b>	<b>2,304,900.50</b>	<b>593,273.86</b>	<b>-</b>	<b>8,214,772.79</b>	<b>2,265,948.30</b>	<b>-</b>	<b>-</b>	<b>349,994.09</b>

Certified Correct:


Certified Correct:


Recommended By:

Approved By:

  
FRANCISCO, EMIELYNN E.  
Agency Budget Officer

  
OBNIMAGA, LETICIA C.  
Agency Chief Accountant

  
CARIÑO, CHRISTINE JUNE P.  
Director, FMS

  
GAVERZA JR., JOSUE S.  
Head of Agency or Authorized Representative  
Date: 09 October 2019

Date: 09 October 2019

Date: 09 October 2019

Date: 09 October 2019