

Department : Department of National Defense
 Agency : Office of the Secretary-DND Proper
 Operating Unit :
 Organization Code (UACS) : 17 001 00 00000
 Fund Cluster : 01-101-

PARTICULARS	CURRENT YEAR BUDGET				PRIOR YEAR'S ACCOUNTS PAYABLE				CURRENT YEARS ACCOUNTS PAYABLE-CONTR			TRUST LIABILITIES			GRAND TOTAL				REMARKS	
	PS	MOOE	CO	TOTAL	PS	MOOE	CO	Sub-Total	MOOE	CO	Sub-Total	PS	MOOE	CO	TOTAL	PS	MOOE	CO		TOTAL
1	2	3	5	6	7	8	10	11	13	15	16	19	20	21	22	23	24	26	27	28
				(2+3+4+5)				11=(7+8+9+10)			16=(12+13+14+15)				22=(19+20+21)				27=(23+24+25+26)	
CASH DISBURSEMENTS																				
Notice of Cash Allocation (NCA)																				
MDS Checks Issued	13,259,855.52	7,406,488.63		20,666,344.15												13,259,855.52	7,406,488.63		20,666,344.15	
Advice to Debit Account (LDDAP)	1,752,150.29	14,040,814.78		15,792,965.07		1,431,830.02		1,431,830.02	75,674.00		75,674.00					1,752,150.29	15,548,318.80		7,300,469.09	
Notice of Transfer Allocation (NTA)																				
MDS Checks Issued																				
Advice to Debit Account (LDDAP)																				
Working Fund for FAPs																				
Cash Disbursement Ceiling (CDC)																				
TOTAL CASH DISBURSEMENTS	15,012,005.81	21,447,303.41	-	36,459,309.22	-	1,431,830.02	-	1,431,830.02	75,674.00	-	75,674.00					15,012,005.81	22,954,807.43		37,966,813.24	
NON-CASH DISBURSEMENTS																				
Tax Remittance Advice Issued (TRA)	1,534,644.47	843,536.86		2,378,181.33		90,743.16		90,743.16								1,534,644.47	934,280.02		2,468,924.49	
Non-Cash Availment Authority (NCAA)																				
Disbursements effected through outright deductions from claims (pls specify...)																				
Overpayment of expenses (e.g personnel benefits)																				
Restitution for loss of government property																				
Liquidated damages and similar claims																				
Others (TEF, BTr Documentary Stamp Tax, etc.)																				
TOTAL NON-CASH DISBURSEMENTS	1,534,644.47	843,536.86	-	2,378,181.33	-	90,743.16	-	90,743.16								1,534,644.47	934,280.02		2,468,924.49	
GRAND TOTAL	16,546,650.28	22,290,840.27	-	38,837,490.55	-	1,522,573.18	-	1,522,573.18	75,674.00	-	75,674.00					16,546,650.28	23,889,087.45		40,435,737.73	

SUMMARY:


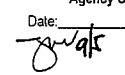
	Previous mos.	This Month	As of Date
Total Disbursements Authority Received			
NCA	286,255,836.00	34,896,000.00	321,151,836.00
TRA	17,033,726.56	2,468,924.49	19,502,651.05
Total Disbursements Authorities Available	303,289,562.56	37,364,924.49	340,654,487.05
Less:			
Lapsed NCA	661.07		661.07
Disbursements **	271,352,652.71	40,435,737.73	311,788,390.44
Add/Less: Adjustments (e.g., cancelled/staled checks)	(90,370.00)	-	(90,370.00)
Balance of Disbursement Authorities as at date	32,026,618.78	(3,070,813.24)	28,955,805.54


	Previous Mos.	This Mo.	As of Date
Total Disbursements-Program	303,289,562.56	37,364,924.49	340,654,487.05
Less: Actual Disbursement	271,262,282.71	40,435,737.73	311,698,020.44
Over Spending	32,027,279.85	(3,070,813.24)	28,956,466.61

Notes: * The use of NTA is discouraged

** Amounts should tally with the grand total disbursements (column 27).

Certified Correct:


 LETICIA C. OBNIMAGA
 Agency Chief Accountant
 Date: 


 JOSUE S. VERZA JR
 Assistant Secretary for Financial Management
 Date: _____