

MONTHLY REPORT OF DISBURSEMENTS
For the Month of June 2019

Department : Department of National Defense
 Agency : Office of the Secretary-DND Proper
 Operating Unit :
 Organization Code (UACS) : 17 001 00 00000
 Fund Cluster : 01-101-

PARTICULARS	CURRENT YEAR BUDGET				PRIOR YEAR'S ACCOUNTS PAYABLE				CURRENT YEARS ACCOUNTS PAYABLE-CONTE				TRUST LIABILITIES				GRAND TOTAL				REMARKS
	PS	MOOE	CO	TOTAL	PS	MOOE	CO	Sub-Total	MOOE	CO	Sub-Total	PS	MOOE	CO	TOTAL	PS	MOOE	CO	TOTAL		
1	2	3	5	6	7	8	10	11	13	15	16	19	20	21	22	23	24	26	27	28	
				(2+3+4+5)				11=(7+8+9+10)			16=(12+13+14+15)				22=(19+20+21)				27=(23+24+25+26)		
CASH DISBURSEMENTS																					
Notice of Cash Allocation (NCA)																					
MDS Checks Issued	10,518,086.56	7,448,833.38		17,966,919.94												10,518,086.56	7,448,833.38		17,966,919.94		
Advice to Debit Account (LDDAP)	2,265,588.88	13,046,149.02		15,311,737.90		938,279.03		938,279.03	204,296.37		204,296.37					2,265,588.88	14,888,724.42		16,454,313.30		
Notice of Transfer Allocation (NTA)																					
MDS Checks Issued																					
Advice to Debit Account (LDDAP)																					
Working Fund for FAPs																					
Cash Disbursement Ceiling (CDC)																					
TOTAL CASH DISBURSEMENTS	12,783,675.44	20,494,982.40	-	33,278,657.84	-	938,279.03	-	938,279.03	204,296.37	-	204,296.37	-	-	-	-	12,783,675.44	21,637,557.80	-	34,421,233.24		
NON-CASH DISBURSEMENTS																					
Tax Remittance Advice Issued (TRA)	1,524,036.37	729,784.86		2,253,821.23		48,099.14		48,099.14	9,843.75	-	9,843.75					1,524,036.37	787,727.75	-	2,311,764.12		
Non-Cash Availment Authority (NCAA)																					
Disbursements effected through outright deductions from claims (pls specify...)																					
Overpayment of expenses (e.g personnel benefits)																					
Restitution for loss of government property																					
Liquidated damages and similar claims																					
Others (TEF, BTr Documentary Stamp Tax, etc.)																					
TOTAL NON-CASH DISBURSEMENTS	1,524,036.37	729,784.86	-	2,253,821.23	-	48,099.14	-	48,099.14	9,843.75	-	9,843.75	-	-	-	-	1,524,036.37	787,727.75	-	2,311,764.12		
GRAND TOTAL	14,307,711.81	21,224,767.26	-	35,532,479.07	-	986,378.17	-	986,378.17	214,140.12	-	214,140.12	-	-	-	-	14,307,711.81	22,425,285.55	-	36,732,997.36		

SUMMARY:

	Previous mos.	This Month	As of Date
Total Disbursements Authority Received			
NCA	180,982,036.00	34,367,000.00	215,349,036.00
TRA	12,003,165.74	2,311,764.12	14,314,929.86
Total Disbursements Authorities Available	192,985,201.74	36,678,764.12	229,663,965.86
Less:			
Lapsed NCA	578.20	87.87	661.07
Disbursements **	193,020,676.93	36,732,997.36	229,753,674.29
Add/Less: Adjustments (e.g., cancelled/staled checks)	(90,370.00)	-	(90,370.00)
Balance of Disbursement Authorities as at date	54,321.61	(54,321.11)	0.50


Notes: * The use of NTA is discouraged


** Amounts should tally with the grand total disbursements (column 27).

Total Disbursements-Program
 Less : Actual Disbursement
 Over Spending


Previous Mos.	This Mo.	As of Date
192,985,201.74	36,678,764.12	229,663,965.86
192,930,306.93	36,732,997.36	229,663,304.29
54,894.81	(54,233.24)	661.57

Certified Correct:


 LETICIA C. OBNIMAGA
 Agency Chief Accountant
 Date: _____


 CHRISTINE JUNE P. CARIÑO
 Director, OASFM

Date: _____


 JOSEPH SAVERZA JR
 Assistant Secretary for Financial Management
 Date: _____