

SUMMARY OF APPROPRIATIONS, ALLOTMENTS, OBLIGATIONS AND BALANCES BY OBJECT OF EXPENDITURES

As of the Quarter Ending September 30, 2018

Department: Department of National Defense (DND)

Agency: Office of the Secretary - Proper

Operating Unit: N/A

Organization Code (UACS): 170010000000

Fund Cluster: 01 - Regular Agency Fund

Authorization: 01 - Current Year Appropriations

Report Status: SUBMITTED

Particulars	UACS CODE	Appropriation			Allotments			Current Year Obligations					Current Year Disbursements					Balances					
		Authorized Appropriation	Adjustments (Transfer To/From, Realignment)	Adjusted Appropriations	Allotments Received	Adjustments (Withdrawal, Realignment)	Transfer To	Transfer From	Adjusted Total Allotments	1st Quarter Ending March 31	2nd Quarter Ending June 30	3rd Quarter Ending Sept. 30	4th Quarter Ending Dec. 31	Total	1st Quarter Ending March 31	2nd Quarter Ending June 30	3rd Quarter Ending Sept. 30	4th Quarter Ending Dec. 31	Total	Unreleased Appropriations	Unobligated Allotment	Unpaid Obligations (15-20) = (23+24)	
1	2	3	4	5(3+4)	6	7	8	9	10(8+9)	11	12	13	14	15(11+12+13+14)	16	17	18	19	20(16+17+18+19)	21(4-10)	22(10-15)	23	24
I. Agency Specific Budget																							
Specific Budgets of National Government Agencies	01101101	443,004,000.00		443,004,000.00	437,038,000.00		(11,474,782.33)	11,474,782.33	437,038,000.00	85,847,841.86	104,826,914.66	82,524,177.33		282,898,733.87	64,958,380.52	104,906,825.89	100,363,196.08		270,228,514.49	5,966,000.00	154,139,286.13		12,870,219.38
Personal Services		156,180,000.00		156,180,000.00	150,194,000.00				150,184,000.00	32,502,475.24	43,127,717.82	33,036,719.72		108,668,912.76	31,802,702.44	42,744,377.18	34,235,306.58		108,783,386.20	5,966,000.00	41,527,087.22		(116,475.42)
Salaries and Wages	5010100000	113,243,000.00		113,243,000.00	113,243,000.00				113,243,000.00	29,335,818.83	29,047,554.59	29,782,867.74		88,146,041.16	28,667,599.10	28,851,166.74	30,935,891.17		88,264,657.01		25,096,958.84		(118,616.85)
Salaries and Wages - Regular	5010101000	113,243,000.00		113,243,000.00	113,243,000.00				113,243,000.00	29,335,818.83	29,047,554.59	29,782,867.74		88,146,041.16	28,667,599.10	28,851,166.74	30,935,891.17		88,264,657.01		25,096,958.84		(118,616.85)
Basic Salary - Civilian	5010101001	113,243,000.00		113,243,000.00	113,243,000.00				113,243,000.00	29,335,818.83	29,047,554.59	29,782,867.74		88,146,041.16	28,667,599.10	28,851,166.74	30,935,891.17		88,264,657.01		25,096,958.84		(118,616.85)
Other Compensation	5010200000	35,038,000.00		35,038,000.00	35,038,000.00				35,038,000.00	2,747,408.18	13,434,734.78	2,845,272.84		19,027,416.75	2,742,409.15	13,439,734.75	2,845,091.23		19,027,235.14		16,010,583.25		181.61
Personal Economic Relief Allowance (PERA)	5010201000	5,760,000.00		5,760,000.00	5,760,000.00				5,760,000.00	1,459,909.16	1,453,272.76	1,498,272.84		4,411,454.75	1,454,009.15	1,458,272.75	1,498,091.23		4,411,273.14		1,348,545.25		181.61
PERA - Civilian	5010201001	5,760,000.00		5,760,000.00	5,760,000.00				5,760,000.00	1,459,909.16	1,453,272.76	1,498,272.84		4,411,454.75	1,454,009.15	1,458,272.75	1,498,091.23		4,411,273.14		1,348,545.25		181.61
Representation Allowance (RA)	5010202000	3,402,000.00		3,402,000.00	3,402,000.00				3,402,000.00	995,000.00	1,006,000.00	1,024,000.00		3,025,000.00	995,000.00	1,006,000.00	1,024,000.00		3,025,000.00		377,000.00		
Representation Allowances (RA)	5010202000	3,402,000.00		3,402,000.00	3,402,000.00				3,402,000.00	995,000.00	1,006,000.00	1,024,000.00		3,025,000.00	995,000.00	1,006,000.00	1,024,000.00		3,025,000.00		377,000.00		
Transportation Allowance (TA)	5010203000	3,402,000.00		3,402,000.00	3,402,000.00				3,402,000.00	282,500.00	284,500.00	287,000.00		864,000.00	282,500.00	284,500.00	287,000.00		864,000.00		2,538,000.00		
Transportation Allowance (TA)	5010203001	3,402,000.00		3,402,000.00	3,402,000.00				3,402,000.00	282,500.00	284,500.00	287,000.00		864,000.00	282,500.00	284,500.00	287,000.00		864,000.00		2,538,000.00		
Clothing/Uniform Allowance	5010204000	1,200,000.00		1,200,000.00	1,200,000.00				1,200,000.00		1,163,000.00	36,000.00		1,199,000.00		1,163,000.00	36,000.00		1,199,000.00		1,000.00		
Clothing/Uniform Allowance - Civilian	5010204001	1,200,000.00		1,200,000.00	1,200,000.00				1,200,000.00		1,163,000.00	36,000.00		1,199,000.00		1,163,000.00	36,000.00		1,199,000.00		1,000.00		
Year End Bonus	5010214000	9,437,000.00		9,437,000.00	9,437,000.00				9,437,000.00		90,962.00			90,962.00		90,962.00			90,962.00		8,346,038.00		
Bonus - Civilian	5010214001	9,437,000.00		9,437,000.00	9,437,000.00				9,437,000.00		90,962.00			90,962.00		90,962.00			90,962.00		8,346,038.00		
Cash Gift	5010215000	1,200,000.00		1,200,000.00	1,200,000.00				1,200,000.00												1,200,000.00		
Cash Gift - Civilian	5010215001	1,200,000.00		1,200,000.00	1,200,000.00				1,200,000.00												1,200,000.00		
Other Bonuses and Allowances	5010299000	10,637,000.00		10,637,000.00	10,637,000.00				10,637,000.00		9,437,000.00			9,437,000.00		9,437,000.00			9,437,000.00		1,200,000.00		
Productivity Enhancement Incentive - Civilian	5010299012	1,200,000.00		1,200,000.00	1,200,000.00				1,200,000.00												1,200,000.00		
Mid-Year Bonus - Civilian	5010299035	9,437,000.00		9,437,000.00	9,437,000.00				9,437,000.00		9,437,000.00			9,437,000.00		9,437,000.00			9,437,000.00				
Personnel Benefit Contributions	5010300000	1,399,000.00		1,399,000.00	1,399,000.00				1,399,000.00	416,893.80	412,858.64	426,652.46		1,256,474.90	390,396.69	414,895.75	446,461.16		1,254,733.60		142,526.10		1,741.36
Pag-IBIG Contributions	5010302000	288,000.00		288,000.00	288,000.00				288,000.00	72,400.00	72,000.00	74,800.00		219,200.00	72,100.00	71,900.00	74,900.00		218,900.00		68,800.00		300.00
Pag-IBIG - Civilian	5010302001	288,000.00		288,000.00	288,000.00				288,000.00	72,400.00	72,000.00	74,800.00		219,200.00	72,100.00	71,900.00	74,900.00		218,900.00		68,800.00		300.00
PhilHealth Contributions	5010303000	824,000.00		824,000.00	824,000.00				824,000.00	271,783.80	286,698.64	276,792.46		817,274.80	289,996.69	270,486.75	276,551.16		817,033.60		6,725.10		241.30
PhilHealth - Civilian	5010303001	824,000.00		824,000.00	824,000.00				824,000.00	271,783.80	286,698.64	276,792.46		817,274.80	289,996.69	270,486.75	276,551.16		817,033.60		6,725.10		241.30
Employees Compensation Insurance Premiums (ECIP)	5010304000	287,000.00		287,000.00	287,000.00				287,000.00	72,700.00	72,200.00	75,100.00		220,000.00	48,300.00	72,500.00	98,000.00		218,800.00		67,000.00		1,200.00
ECIP - Civilian	5010304001	287,000.00		287,000.00	287,000.00				287,000.00	72,700.00	72,200.00	75,100.00		220,000.00	48,300.00	72,500.00	98,000.00		218,800.00		67,000.00		1,200.00
Other Personnel Benefits	5010400000	6,480,000.00		6,480,000.00	614,000.00				614,000.00	2,593.40	232,529.83	1,886.68		236,979.97	2,267.50	228,589.93	5,875.02		236,762.45	5,966,000.00	277,020.03		217.52
Retirement Gratuity	5010402000	5,966,000.00		5,966,000.00																5,966,000.00			
Retirement Gratuity - Civilian	5010402001	5,966,000.00		5,966,000.00																5,966,000.00			
Terminal Leave Benefits	5010403000	231,000.00		231,000.00	231,000.00				231,000.00		227,941.47			227,941.47		227,941.47			227,941.47		3,058.53		
Terminal Leave Benefits - Civilian	5010403001	231,000.00		231,000.00	231,000.00				231,000.00		227,941.47			227,941.47		227,941.47			227,941.47		3,058.53		
Other Personnel Benefits	5010499000	283,000.00		283,000.00	283,000.00				283,000.00	2,563.46	4,588.36	1,886.68		8,038.50	2,297.50	648.46	5,875.02		8,820.88		273,961.50		217.52
Lump-sum for Step Increments - Length of Service	5010499010	283,000.00		283,000.00	283,000.00				283,000.00	2,563.46	4,588.36	1,886.68		8,038.50	2,297.50	648.46	5,875.02		8,820.88		273,961.50		217.52
Maintenance and Other Operating Expenses		286,844,000.00		286,844,000.00	286,844,000.00		(11,474,782.33)	11,474,782.33	286,844,000.00	53,345,188.04	81,399,166.84	59,487,457.81		174,231,821.09	33,156,688.08	62,162,548.71	68,126,889.50		161,445,126.29		112,612,178.91		12,786,694.80
Traveling Expenses	5020100000	25,256,000.00	4,000,000.00	29,256,000.00	25,256,000.00			4,000,000.00	29,256,000.00	5,307,339.49	8,665,741.19	10,344,316.98		24,337,397.66	4,670,767.85	8,539,247.31	10,428,691.50		23,538,706.66		4,918,602.34		798,691.00

Particulars	UACS CODE	Appropriation			Allotments			Current Year Obligations				Current Year Disbursements				Balances							
		Authorized Appropriation	Adjustments (Transfer To/From, Realignment)	Adjusted Appropriations	Allotments Received	Adjustments (Withdrawal, Realignment)	Transfer To	Transfer From	Adjusted Total Allotments	1st Quarter Ending March 31	2nd Quarter Ending June 30	3rd Quarter Ending Sept. 30	4th Quarter Ending Dec. 31	Total	1st Quarter Ending March 31	2nd Quarter Ending June 30	3rd Quarter Ending Sept. 30	4th Quarter Ending Dec. 31	Total	Unreleased Appropriations	Unobligated Allotment	Unpaid Obligations (15-20) = (23+24)	
1	2	3	4	5=(3-4)	6	7	8	9	10=(8+9)+10	11	12	13	14	15=(11+12+13+14)	16	17	18	19	20=(16+17+18+19)	21=(6-10)	22=(15-19)	23	24
Traveling Expenses - Local	5020101000	6,854,000.00		6,854,000.00	6,854,000.00				6,854,000.00	806,830.78	1,143,341.71	1,525,443.46		3,475,615.95	409,025.42	897,391.57	1,602,933.27		2,909,350.26		3,375,684.02		659,065.72
Traveling Expenses - Local	5020101000	6,854,000.00		6,854,000.00	6,854,000.00				6,854,000.00	806,830.78	1,143,341.71	1,525,443.46		3,475,615.95	409,025.42	897,391.57	1,602,933.27		2,909,350.26		3,375,684.02		659,065.72
Traveling Expenses - Foreign	5020102000	18,402,000.00	4,000,000.00	22,402,000.00	18,402,000.00			4,000,000.00	22,402,000.00	4,500,708.71	7,542,395.48	8,815,073.49		20,858,981.68	4,161,742.43	7,641,955.74	8,825,756.23		20,629,356.40		1,543,018.32		229,625.28
Traveling Expenses - Foreign	5020102000	18,402,000.00	4,000,000.00	22,402,000.00	18,402,000.00			4,000,000.00	22,402,000.00	4,500,708.71	7,542,395.48	8,815,073.49		20,858,981.68	4,161,742.43	7,641,955.74	8,825,756.23		20,629,356.40		1,543,018.32		229,625.28
Training and Scholarship Expenses	5020200000	16,761,000.00	(2,000,000.00)	14,761,000.00	16,761,000.00			(2,000,000.00)	14,761,000.00	2,078,201.90	6,810,654.28	3,861,163.66		12,548,018.84	1,005,958.04	5,970,876.65	4,180,330.46		11,157,163.15		2,212,980.16		1,390,856.69
Training Expenses	5020201000	16,761,000.00	(2,000,000.00)	14,761,000.00	16,761,000.00			(2,000,000.00)	14,761,000.00	2,078,201.90	6,810,654.28	3,861,163.66		12,548,018.84	1,005,958.04	5,970,876.65	4,180,330.46		11,157,163.15		2,212,980.16		1,390,856.69
ICT Training Expenses	6020201001	2,000,000.00	(2,000,000.00)					(2,000,000.00)															
Training Expenses	5020201002	14,761,000.00		14,761,000.00	14,761,000.00				14,761,000.00	2,076,201.90	6,810,654.28	3,861,163.66		12,548,018.84	1,005,958.04	5,970,876.65	4,180,330.46		11,157,163.15		2,212,980.16		1,390,856.69
Supplies and Materials Expenses	5020300000	50,017,000.00	(4,441,342.33)	45,575,657.67	50,017,000.00		(4,478,842.33)	37,500.00	45,575,657.67	5,818,496.07	11,058,070.81	9,371,240.95		26,547,807.83	3,434,347.99	7,970,837.25	12,080,400.81		23,485,586.05		10,227,848.84		2,862,221.79
Office Supplies Expenses	5020301000	13,532,000.00	(2,000,000.00)	11,532,000.00	13,532,000.00		(2,000,000.00)		11,532,000.00	694,880.25	2,894,777.90	573,925.50		4,163,583.65	725,590.50	405,147.25	1,750,644.56		2,851,362.41		7,368,416.35		1,282,201.24
Office Supplies Expenses	6020301002	13,532,000.00	(2,000,000.00)	11,532,000.00	13,532,000.00		(2,000,000.00)		11,532,000.00	694,880.25	2,894,777.90	573,925.50		4,163,583.65	725,590.50	405,147.25	1,750,644.56		2,851,362.41		7,368,416.35		1,282,201.24
Drugs and Medicines Expenses	5020307000	2,188,000.00	(1,630,842.33)	557,157.67	2,188,000.00		(1,630,842.33)		557,157.67					1,000.00					1,000.00		557,157.67		(1,000.00)
Drugs and Medicines Expenses	6020307000	2,188,000.00	(1,630,842.33)	557,157.67	2,188,000.00		(1,630,842.33)		557,157.67					1,000.00					1,000.00		557,157.67		(1,000.00)
Medical, Dental and Laboratory Supplies Expenses	5020308000	933,000.00	(633,000.00)	300,000.00	933,000.00		(633,000.00)		300,000.00												300,000.00		
Medical, Dental and Laboratory Supplies Expenses	6020308000	933,000.00	(633,000.00)	300,000.00	933,000.00		(633,000.00)		300,000.00												300,000.00		
Fuel, Oil and Lubricants Expenses	5020309000	26,225,000.00	(200,000.00)	26,025,000.00	26,225,000.00		(200,000.00)		26,025,000.00	4,328,041.95	6,807,484.21	6,812,832.28		18,048,168.45	2,164,037.99	6,652,111.15	9,224,054.40		18,030,203.54		7,876,041.55		17,954.91
Fuel, Oil and Lubricants Expenses	6020309000	26,225,000.00	(200,000.00)	26,025,000.00	26,225,000.00		(200,000.00)		26,025,000.00	4,328,041.95	6,807,484.21	6,812,832.28		18,048,168.45	2,164,037.99	6,652,111.15	9,224,054.40		18,030,203.54		7,876,041.55		17,954.91
Textbooks and Instructional Materials Expenses	5020311000	143,000.00		143,000.00	143,000.00				143,000.00	6,750.00				6,750.00	6,750.00				6,750.00		136,250.00		
Textbooks and Instructional Materials Expenses	6020311001	143,000.00		143,000.00	143,000.00				143,000.00	6,750.00				6,750.00	6,750.00				6,750.00		136,250.00		
Military, Police and Traffic Supplies Expenses	5020312000	104,000.00	22,500.00	126,500.00	104,000.00			22,500.00	126,500.00	31,850.00		94,630.00		128,480.00	20,000.00		37,680.00		57,680.00		20.00		68,800.00
Military, Police and Traffic Supplies Expenses	6020312000	104,000.00	22,500.00	126,500.00	104,000.00			22,500.00	126,500.00	31,850.00		94,630.00		128,480.00	20,000.00		37,680.00		57,680.00		20.00		68,800.00
Semi-Expendable Machinery and Equipment Expenses	5020321000	15,000.00		15,000.00				15,000.00	15,000.00		14,999.00			14,999.00		14,999.00			14,999.00		1.00		
Information and Communications Technology Equipment	6020321003	15,000.00		15,000.00				15,000.00	15,000.00		14,999.00			14,999.00		14,999.00			14,999.00		1.00		
Other Supplies and Materials Expenses	5020390000	6,892,000.00	(15,000.00)	6,877,000.00	6,892,000.00		(15,000.00)		6,877,000.00	866,973.86	1,340,809.70	1,790,053.17		3,987,836.73	526,969.60	896,579.85	1,068,021.75		2,493,571.10		2,889,163.27		1,494,265.63
Other Supplies and Materials Expenses	6020390000	6,892,000.00	(15,000.00)	6,877,000.00	6,892,000.00		(15,000.00)		6,877,000.00	866,973.86	1,340,809.70	1,790,053.17		3,987,836.73	526,969.60	896,579.85	1,068,021.75		2,493,571.10		2,889,163.27		1,494,265.63
Utility Expenses	5020400000	28,411,000.00	(300,000.00)	28,111,000.00	28,411,000.00		(1,455,000.00)	1,155,000.00	28,111,000.00	3,567,050.36	7,127,670.82	8,978,406.98		17,671,130.16	3,567,050.36	7,127,670.94	6,876,408.58		17,871,130.28		10,439,684.84		(12)
Water Expenses	5020401000	2,732,800.00	1,155,000.00	3,887,800.00	2,732,800.00			1,155,000.00	3,887,800.00	640,106.44	1,106,457.77	1,155,193.69		2,901,757.90	640,106.44	1,106,457.77	1,155,193.69		2,901,757.90		985,242.10		
Water Expenses	6020401000	2,732,800.00	1,155,000.00	3,887,800.00	2,732,800.00			1,155,000.00	3,887,800.00	640,106.44	1,106,457.77	1,155,193.69		2,901,757.90	640,106.44	1,106,457.77	1,155,193.69		2,901,757.90		985,242.10		
Electricity Expenses	5020402000	25,679,000.00	(1,455,000.00)	24,224,000.00	25,679,000.00		(1,455,000.00)		24,224,000.00	2,926,943.92	6,021,213.05	5,821,215.29		14,769,372.26	2,926,943.92	6,021,213.17	5,821,215.29		14,769,372.38		9,454,627.74		(12)
Electricity Expenses	6020402000	25,679,000.00	(1,455,000.00)	24,224,000.00	25,679,000.00		(1,455,000.00)		24,224,000.00	2,926,943.92	6,021,213.05	5,821,215.29		14,769,372.26	2,926,943.92	6,021,213.17	5,821,215.29		14,769,372.38		9,454,627.74		(12)
Communication Expenses	5020500000	14,297,000.00	740,340.00	15,037,340.00	14,297,000.00			740,340.00	15,037,340.00	3,710,511.63	4,312,491.43	4,178,227.91		12,201,230.57	2,784,954.38	3,957,908.68	4,480,383.17		11,223,247.22		2,836,106.03		977,983.75
Postage and Courier Services	5020501000	108,000.00		108,000.00	108,000.00				108,000.00	31,930.16	17,345.44	22,542.06		71,817.66	29,434.81	17,345.44	21,602.70		68,382.95		36,182.34		3,434.71
Postage and Courier Services	6020501000	108,000.00		108,000.00	108,000.00				108,000.00	31,930.16	17,345.44	22,542.06		71,817.66	29,434.81	17,345.44	21,602.70		68,382.95		36,182.34		3,434.71
Telephone Expenses	5020502000	8,823,000.00	300,000.00	9,123,000.00	8,823,000.00			300,000.00	9,123,000.00	2,918,871.80	2,550,951.52	2,207,576.11		7,677,399.43	1,995,098.88	2,196,369.78	2,510,670.73		6,702,650.08		1,445,600.57		974,549.04
Mobile	5020502001	4,652,000.00	300,000.00	4,952,000.00	4,652,000.00			300,000.00	4,952,000.00	2,110,099.79	1,258,538.70	1,296,958.91		4,665,597.40	1,167,037.87	1,289,631.62	1,214,378.67		3,691,048.36		198,402.60		974,549.04
Landline	5020502002	4,271,000.00		4,271,000.00	4,271,000.00				4,271,000.00	808,772.01	1,292,412.82	910,617.20		3,011,802.03	808,772.01	906,738.16	1,296,291.86		3,011,802.03		1,259,197.97		
Internet Subscription Expenses	6020503000	4,752,000.00		4,752,000.00	4,752,000.00				4,752,000.00	486,374.67	1,482,229.47	1,762,154.79		3,730,758.93	486,374.67	1,482,229.47	1,762,154.79		3,730,758.93		1,921,241.07		
Internet Subscription Expenses	5020503000	4,752,000.00		4,752,000.00	4,752,000.00				4,752,000.00	486,374.67	1,482,229.47	1,762,154.79		3,730,758.93	486,374.67	1,482,229.47	1,762,154.79		3,730,758.93		1,921,241.07		
Cable, Satellite, Telegraph and Radio Expenses	5																						

Particulars	UACS CODE	Appropriation				Allotments				Current Year Obligations					Current Year Disbursements				Balances				
		Authorized Appropriation	Adjustments (To)/From, Realignment)	Adjusted Appropriations	Allotments Received	Adjustments (Withdrawal, Realignment)	Transfer To	Transfer From	Adjusted Total Allotments	1st Quarter	2nd Quarter	3rd Quarter	4th Quarter	Total	1st Quarter	2nd Quarter	3rd Quarter	4th Quarter	Total	Unreleased Appropriations	Unobligated Allotment	Unpaid Obligations (15-20) * (23+24)	
										Ending March 31	Ending June 30	Ending Sept. 30	Ending Dec. 31		Ending March 31	Ending June 30	Ending Sept. 30	Ending Dec. 31				Due and Demandable	Not Yet Due and Demandable
1	2	3	4	5	6	7	8	9	10	11	12	13	14	15	16	17	18	19	20	21	22	23	24
Professional Services	5021100000	14,922,000.00	2,398,583.33	17,321,583.33	14,922,000.00			2,399,583.33	17,321,583.33	3,080,345.41	4,118,026.50	4,319,439.27		11,497,811.18	3,055,110.81	3,862,334.47	4,588,858.93		11,465,304.21		5,023,772.15		12,506.97
Auditing Services	5021102000	73,000.00	128,600.00	201,600.00	73,000.00			128,600.00	201,600.00	201,600.00				201,600.00			201,600.00		201,600.00				
Auditing Services	5021102000	73,000.00	128,600.00	201,600.00	73,000.00			128,600.00	201,600.00	201,600.00				201,600.00			201,600.00		201,600.00				
Consultancy Services	5021103000	2,940,000.00	200,000.00	3,140,000.00	2,940,000.00			200,000.00	3,140,000.00		1,150,000.00	1,130,000.00		2,280,000.00		1,100,000.00	1,180,000.00		2,280,000.00		660,000.00		
Consultancy Services	5021103000	2,940,000.00	200,000.00	3,140,000.00	2,940,000.00			200,000.00	3,140,000.00		1,150,000.00	1,130,000.00		2,280,000.00		1,100,000.00	1,180,000.00		2,280,000.00		660,000.00		
Other Professional Services	5021198000	11,909,000.00	2,070,983.33	13,979,983.33	11,909,000.00			2,070,983.33	13,979,983.33	3,080,345.41	2,766,426.50	3,189,439.27		9,016,211.18	3,055,110.81	2,762,334.47	3,185,258.93		9,003,704.21		4,983,772.15		12,506.97
Other Professional Services	5021198000	11,909,000.00	2,070,983.33	13,979,983.33	11,909,000.00			2,070,983.33	13,979,983.33	3,080,345.41	2,766,426.50	3,189,439.27		9,016,211.18	3,055,110.81	2,762,334.47	3,185,258.93		9,003,704.21		4,983,772.15		12,506.97
General Services	5021200000	11,945,000.00	1,119,500.00	13,064,500.00	11,945,000.00			1,119,500.00	13,064,500.00	12,703,334.14	218,707.02	116,236.40		13,038,277.56	110,751.98	4,032,893.34	4,307,892.22		8,451,337.54		25,222.44		4,887,940.02
Janitorial Services	5021202000	10,400,000.00	754,000.00	11,154,000.00	10,400,000.00			754,000.00	11,154,000.00	11,153,618.16				11,153,618.16		3,721,872.32	3,721,872.32		7,443,344.64		351.84		3,710,273.52
Janitorial Services	5021202000	10,400,000.00	754,000.00	11,154,000.00	10,400,000.00			754,000.00	11,154,000.00	11,153,618.16				11,153,618.16		3,721,872.32	3,721,872.32		7,443,344.64		351.84		3,710,273.52
Other General Services	5021289000	1,545,000.00	365,500.00	1,910,500.00	1,545,000.00			365,500.00	1,910,500.00	1,548,716.98	218,707.02	116,236.40		1,865,659.40	110,751.98	311,221.02	586,018.90		1,007,992.90		24,840.60		877,866.50
Other General Services	5021289000	1,545,000.00	365,500.00	1,910,500.00	1,545,000.00			365,500.00	1,910,500.00	1,548,716.98	218,707.02	116,236.40		1,865,659.40	110,751.98	311,221.02	586,018.90		1,007,992.90		24,840.60		877,866.50
Repairs and Maintenance	5021300000	32,781,000.00	(2,508,000.00)	30,273,000.00	32,781,000.00		(2,509,000.00)		30,273,000.00	1,214,569.87	1,320,452.43	2,445,644.22		4,980,670.52	765,646.67	957,930.53	1,472,591.12		3,199,188.32		25,291,328.48		1,701,502.20
Repairs and Maintenance - Buildings and Other Structures	5021304000	18,000,000.00		18,000,000.00	18,000,000.00				18,000,000.00	431,468.22	312,350.11	1,879,316.75		2,323,133.08	161,878.22	189,675.26	345,667.35		897,120.83		15,676,866.92		1,828,612.25
Buildings	5021304000	18,000,000.00		18,000,000.00	18,000,000.00				18,000,000.00	431,468.22	312,350.11	1,879,316.75		2,323,133.08	161,878.22	189,675.26	345,667.35		897,120.83		15,676,866.92		1,828,612.25
Repairs and Maintenance - Machinery and Equipment	5021305000	7,155,000.00	(1,059,000.00)	6,096,000.00	7,155,000.00		(1,059,000.00)		6,096,000.00	254,055.00	528,183.16	201,040.35		983,288.50	248,343.00	168,714.15	613,690.80		1,031,747.75		5,112,711.50		(48,459.25)
Office Equipment	5021305002	1,840,000.00	(1,059,000.00)	881,000.00	1,840,000.00		(1,059,000.00)		881,000.00	70,115.00	45,833.00	41,546.35		160,494.35	62,668.00	51,164.00	35,448.00		150,278.00		720,505.65		10,215.75
Information and Communication Technology Equipment	5021305003	3,783,000.00		3,783,000.00	3,783,000.00				3,783,000.00	183,850.00	434,143.00	31,566.00		649,699.00	185,675.00	73,343.00	392,398.00		851,414.00		3,133,311.00		(1,725.00)
Communication Equipment	5021305007	212,000.00		212,000.00	212,000.00				212,000.00		17,800.00	17,898.00		35,398.00		17,500.00	17,898.00		35,398.00		176,802.00		
Military, Police and Security Equipment	5021305010	355,000.00		355,000.00	355,000.00				355,000.00		27,707.15			27,707.15		27,707.15	56,950.00		84,657.15		327,282.85		(56,950.00)
Other Machinery and Equipment	5021305099	865,000.00		865,000.00	865,000.00				865,000.00			110,000.00		110,000.00			110,000.00		110,000.00		755,000.00		
Repairs and Maintenance - Transportation Equipment	5021306000	6,465,000.00	(1,450,000.00)	5,015,000.00	6,465,000.00		(1,450,000.00)		5,015,000.00	528,032.66	438,300.15	685,287.12		1,632,619.92	358,425.45	556,912.10	513,333.17		1,428,670.72		3,382,380.08		203,949.20
Motor Vehicles	5021306001	6,465,000.00	(1,450,000.00)	5,015,000.00	6,465,000.00		(1,450,000.00)		5,015,000.00	528,032.66	438,300.15	685,287.12		1,632,619.92	358,425.45	556,912.10	513,333.17		1,428,670.72		3,382,380.08		203,949.20
Repairs and Maintenance - Furniture and Fixtures	5021307000	720,000.00		720,000.00	720,000.00				720,000.00		41,629.02			41,629.02		41,629.02			41,629.02		678,370.98		
Repairs and Maintenance - Furniture and Fixtures	5021307000	720,000.00		720,000.00	720,000.00				720,000.00		41,629.02			41,629.02		41,629.02			41,629.02		678,370.98		
Repairs and Maintenance - Other Property, Plant and Equipment	5021389000	441,000.00		441,000.00	441,000.00				441,000.00					441,000.00					441,000.00		441,000.00		
Other Property, Plant and Equipment	5021389000	441,000.00		441,000.00	441,000.00				441,000.00					441,000.00					441,000.00		441,000.00		
Taxes, Insurance Premiums and Other Fees	5021500000	2,495,000.00	(316,588.00)	2,178,412.00	2,495,000.00		(440,340.00)	123,754.00	2,178,412.00	252,136.03	849,318.32	369,353.36		1,470,807.71	228,246.03	873,208.32	344,487.46		1,445,841.61		707,608.29		24,865.90
Taxes, Duties and Licenses	5021501000	584,000.00		584,000.00	584,000.00				584,000.00	103,141.88	66,980.00	114,700.42		284,822.30	78,251.88	90,870.00	89,834.52		259,956.40		299,177.70		24,865.90
Taxes, Duties and Licenses	5021501001	584,000.00		584,000.00	584,000.00				584,000.00	103,141.88	66,980.00	114,700.42		284,822.30	78,251.88	90,870.00	89,834.52		259,956.40		299,177.70		24,865.90
Fidelity Bond Premiums	5021502000	197,000.00	123,754.00	320,754.00	197,000.00			123,754.00	320,754.00	10,875.00	76,500.00	205,875.00		293,250.00	10,875.00	76,500.00	205,875.00		293,250.00		27,504.00		
Fidelity Bond Premiums	5021502000	197,000.00	123,754.00	320,754.00	197,000.00			123,754.00	320,754.00	10,875.00	76,500.00	205,875.00		293,250.00	10,875.00	76,500.00	205,875.00		293,250.00		27,504.00		
Insurance Expenses	5021503000	1,714,000.00	(440,340.00)	1,273,660.00	1,714,000.00		(440,340.00)		1,273,660.00	138,119.15	705,838.32	48,777.94		892,735.41	138,119.15	705,838.32	48,777.94		892,735.41		380,524.59		
Insurance Expenses	5021503000	1,714,000.00	(440,340.00)	1,273,660.00	1,714,000.00		(440,340.00)		1,273,660.00	138,119.15	705,838.32	48,777.94		892,735.41	138,119.15	705,838.32	48,777.94		892,735.41		380,524.59		
Other Maintenance and Operating Expenses	5029900000	83,887,000.00	1,307,505.00	85,194,505.00	83,887,000.00		(591,600.00)	1,889,105.00	85,194,505.00	6,542,987.74	8,104,954.04	8,454,428.88		23,102,267.66	4,636,655.99	9,877,440.21	8,238,044.85		22,752,141.06		32,092,237.34		350,126.61
Advertising Expenses	5029901000	734,000.00		734,000.00	734,000.00				734,000.00	13,406.40	70,862.40	53,625.60		137,894.40	13,406.40	57,456.00	53,625.60		124,488.00		695,105.60		13,406.40
Advertising Expenses	5029901000	734,000.00		734,000.00	734,000.00				734,000.00	13,406.40	70,862.40	53,625.60		137,894.40	13,406.40	57,456.00	53,625.60		124,488.00		695,105.60		13,406.40
Printing and Publication Expenses	5029902000	2,175,000.00		2,175,000.00	2,175,000.00				2,175,000.00	31,615.00	147,300.00	28,560.00		207,585.00	22,377.00	106,678.00	78,510.00		207,585.00		1,967,435.00		
Printing and Publication Expenses	5029902000	2,175,000.00		2,175,000.00	2,175,000.00				2,175,000.00	31,615.00	147,300.00	28,560.00											

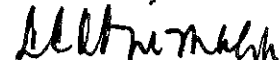
Particulars	UACS CODE	Appropriation			Allotments			Current Year Obligations					Current Year Disbursements					Balances					
		Authorized Appropriation	Adjustments (To)/From, Realignment	Adjusted Appropriations	Allotments Received	Adjustments (Withdrawal, Realignment)	Transfer To	Transfer From	Adjusted Total Allotments	1st Quarter Ending March 31	2nd Quarter Ending June 30	3rd Quarter Ending Sept. 30	4th Quarter Ending Dec. 31	Total	1st Quarter Ending March 31	2nd Quarter Ending June 30	3rd Quarter Ending Sept. 30	4th Quarter Ending Dec. 31	Total	Unreleased Appropriations	Unobligated Allotment	Unpaid Obligations (15-20) = (23+24)	
																						Due and Demandable	Not Yet Due and Demandable
1	2	3	4	5=(3+4)	6	7	8	9	10=(8+(-7)+8+9)	11	12	13	14	15=(11+12+13+14)	16	17	18	19	20=(16+17+18+19)	21=(5-10)	22=(16-19)	23	24
Expenses	502999000		500,000.00	500,000.00				500,000.00	500,000.00	234,767.41	132,132.28	109,494.71		476,394.40	176,338.77	131,832.28	109,494.71		417,665.76		23,605.00		58,728.64
Other Maintenance and Operating Expenses	502999009		500,000.00	500,000.00				500,000.00	500,000.00	234,767.41	132,132.28	109,494.71		476,394.40	176,338.77	131,832.28	109,494.71		417,665.76		23,605.00		58,728.64
II. Automatic Appropriations																							
Retirement and Life Insurance Premiums	01104102		13,589,000.00	13,589,000.00	13,589,000.00				13,589,000.00	3,396,484.26	3,329,963.59	3,449,176.46		10,175,624.31	2,246,585.10	3,360,431.16	4,539,056.84		10,146,073.10		3,413,375.09		29,551.21
Personnel Services			13,589,000.00	13,589,000.00	13,589,000.00				13,589,000.00	3,396,484.26	3,329,963.59	3,449,176.46		10,175,624.31	2,246,585.10	3,360,431.16	4,539,056.84		10,146,073.10		3,413,375.09		29,551.21
Personnel Benefit Contributions	501030000		13,589,000.00	13,589,000.00	13,589,000.00				13,589,000.00	3,396,484.26	3,329,963.59	3,449,176.46		10,175,624.31	2,246,585.10	3,360,431.16	4,539,056.84		10,146,073.10		3,413,375.09		29,551.21
Retirement and Life Insurance Premiums	501030100		13,589,000.00	13,589,000.00	13,589,000.00				13,589,000.00	3,396,484.26	3,329,963.59	3,449,176.46		10,175,624.31	2,246,585.10	3,360,431.16	4,539,056.84		10,146,073.10		3,413,375.09		29,551.21
Retirement and Life Insurance Premiums	501030100		13,589,000.00	13,589,000.00	13,589,000.00				13,589,000.00	3,396,484.26	3,329,963.59	3,449,176.46		10,175,624.31	2,246,585.10	3,360,431.16	4,539,056.84		10,146,073.10		3,413,375.09		29,551.21
III. Special Purpose Fund																							
National Disaster Risk Reduction and Management Fund (Calamity Fund)	01101401		3,591,500.00	3,591,500.00	3,591,500.00				3,591,500.00			307,852.80		307,852.80			307,852.80		307,852.80			3,283,547.20	
Maintenance and Other Operating Expenses			3,591,500.00	3,591,500.00	3,591,500.00				3,591,500.00			307,852.80		307,852.80			307,852.80		307,852.80			3,283,547.20	
Financial Assistance/Subsidy	502140000		3,591,500.00	3,591,500.00	3,591,500.00				3,591,500.00			307,852.80		307,852.80			307,852.80		307,852.80			3,283,547.20	
Subsidies - Others	502149900		3,591,500.00	3,591,500.00	3,591,500.00				3,591,500.00			307,852.80		307,852.80			307,852.80		307,852.80			3,283,547.20	
Subsidies - Others	502149900		3,591,500.00	3,591,500.00	3,591,500.00				3,591,500.00			307,852.80		307,852.80			307,852.80		307,852.80			3,283,547.20	
Miscellaneous Personnel Benefits Fund	01101406		240,000.00	240,000.00	240,000.00				240,000.00		240,000.00			240,000.00		240,000.00		240,000.00					
Personnel Services			240,000.00	240,000.00	240,000.00				240,000.00		240,000.00			240,000.00		240,000.00		240,000.00					
Other Compensation	501020000		240,000.00	240,000.00	240,000.00				240,000.00		240,000.00			240,000.00		240,000.00		240,000.00					
Clothing/Uniform Allowance	501020400		240,000.00	240,000.00	240,000.00				240,000.00		240,000.00			240,000.00		240,000.00		240,000.00					
Clothing/Uniform Allowance - Civilian	501020401		240,000.00	240,000.00	240,000.00				240,000.00		240,000.00			240,000.00		240,000.00		240,000.00					
Pension and Gratuity Fund	01101407		3,240,284.00	3,240,284.00	3,240,284.00				3,240,284.00		3,194,006.54			3,194,006.54		3,194,006.54		3,194,006.54		3,194,006.54		46,277.46	
Personnel Services			3,240,284.00	3,240,284.00	3,240,284.00				3,240,284.00		3,194,006.54			3,194,006.54		3,194,006.54		3,194,006.54		3,194,006.54		46,277.46	
Other Personnel Benefits	501040000		3,240,284.00	3,240,284.00	3,240,284.00				3,240,284.00		3,194,006.54			3,194,006.54		3,194,006.54		3,194,006.54		3,194,006.54		46,277.46	
Terminal Leave Benefits	501040300		242,594.00	242,594.00	242,594.00				242,594.00		196,317.00			196,317.00		196,317.00		196,317.00		196,317.00		46,277.00	
Terminal Leave Benefits - Civilian	501040301		242,594.00	242,594.00	242,594.00				242,594.00		196,317.00			196,317.00		196,317.00		196,317.00		196,317.00		46,277.00	
Other Personnel Benefits	501049900		2,997,690.00	2,997,690.00	2,997,690.00				2,997,690.00		2,997,689.54			2,997,689.54		2,997,689.54		2,997,689.54		2,997,689.54		.46	
Other Personnel Benefits	501049909		2,997,690.00	2,997,690.00	2,997,690.00				2,997,690.00		2,997,689.54			2,997,689.54		2,997,689.54		2,997,689.54		2,997,689.54		.46	
GRAND TOTAL																							
Grand Total		456,693,000.00	7,071,784.00	463,664,784.00	467,698,784.00		(11,474,782.33)	11,474,782.33	457,698,784.00	89,244,126.14	111,290,864.78	96,281,306.59		298,816,317.52	67,204,975.62	111,701,393.59	105,210,207.72		284,116,546.93	5,966,000.00	150,882,466.48		12,598,770.59

Certified Correct:


FRANCISCO, EMIELYNN E.
Agency Budget Officer


Date: 03/Oct/2018

Certified Correct:


OBNIMAGA, LETICIA C.
Agency Chief Accountant


Date: 03/Oct/2018

Recommended By:


CARIÑO, CHRISTINE JUNE P.
Director, FMS

Date: 03/Oct/2018

Approved By:


GAVERZA, JR., JOSUE S.
Head of Agency or Authorized Representative

Date: 03/Oct/2018